



*Black frame product can be provided upon request.

CS6P-250 | 255 | 260P

High quality and reliability in all Canadian Solar modules is ensured by 13 years' experience in module manufacturing, well-engineered module design, stringent BOM quality testing, an automated manufacturing process and 100% EL testing.

KEY FEATURES



Excellent module efficiency up to 16.16%



Outstanding low irradiance performance > 96.5%



Positive power tolerance up to 5 W



High PTC rating up to 91.96%



IP67 junction box for long-term weather endurance



Heavy snow load up to 5400 Pa
wind load up to 2400 Pa



Salt mist, ammonia and blown sand resistance, for seaside, farm and desert environments



insurance-backed warranty
non-cancellable, immediate warranty insurance
linear power output warranty



product warranty on materials and workmanship

MANAGEMENT SYSTEM CERTIFICATES

ISO 9001: 2008 / Quality management system

ISO/TS 16949:2009 / The automotive industry quality management system

ISO 14001:2004 / Standards for environmental management system

OHSAS 18001:2007 / International standards for occupational health & safety

PRODUCT CERTIFICATES

IEC 61215 / IEC 61730: VDE / CE / MCS / JET / SII / CEC AU / INMETRO / CQC

UL 1703 / IEC 61215 performance: CEC listed (US) / FSEC (US Florida)

UL 1703: CSA / IEC 61701 ED2: VDE / IEC 62716: TUV / IEC 60068-2-68: SGS

PV CYCLE (EU) / UNI 9177 Reaction to Fire: Class 1



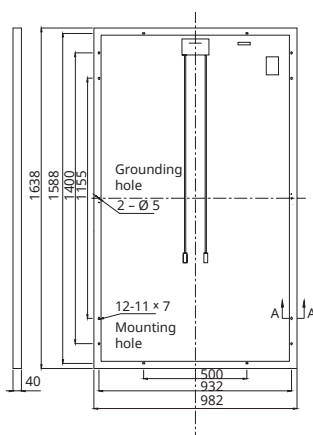
CANADIAN SOLAR INC. is committed to providing high quality solar products, solar system solutions and services to customers around the world. As a leading manufacturer of solar modules and PV project developer with about 8 GW of premium quality modules deployed around the world since 2011, Canadian Solar Inc. (NASDAQ: CSIQ) is one of the most bankable solar companies

CANADIAN SOLAR INC.

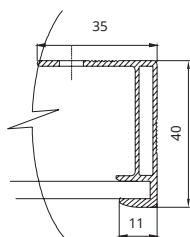
545 Speedvale Avenue West, Guelph, Ontario N1K 1E6, Canada, www.canadiansolar.com, support@canadiansolar.com

MODULE / ENGINEERING DRAWING (mm)

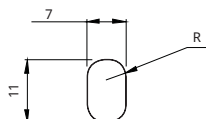
Rear View



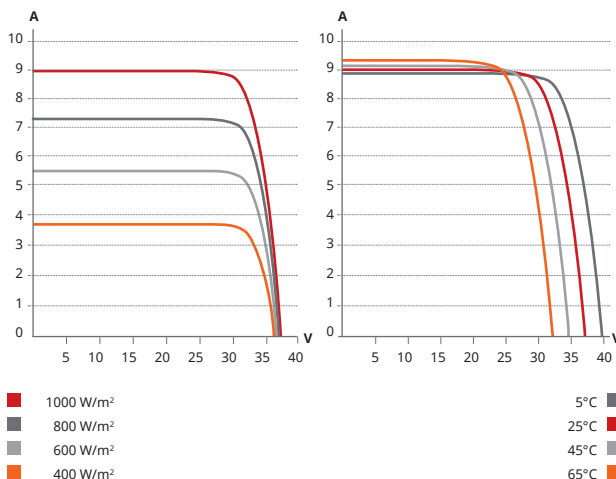
Frame Cross Section A-A



Mounting Hole



CS6P-255P / I-V CURVES



ELECTRICAL DATA | STC*

Electrical Data CS6P	250P	255P	260P
Nominal Max. Power (Pmax)	250 W	255 W	260 W
Opt. Operating Voltage (Vmp)	30.1 V	30.2 V	30.4 V
Opt. Operating Current (Imp)	8.30 A	8.43 A	8.56 A
Open Circuit Voltage (Voc)	37.2 V	37.4 V	37.5 V
Short Circuit Current (Isc)	8.87 A	9.00 A	9.12 A
Module Efficiency	15.54 %	15.85 %	16.16 %
Operating Temperature	-40°C ~ +85°C		
Max. System Voltage	1000 V (IEC) or 1000 V (UL) or 600 V (UL)		
Module Fire Performance	TYPE 1 (UL 1703) or CLASS C (IEC61730)		
Max. Series Fuse Rating	15 A		
Application Classification	Class A		
Power Tolerance	0 ~ + 5 W		

* Under Standard Test Conditions (STC) of irradiance of 1000 W/m², spectrum AM 1.5 and cell temperature of 25°C.

ELECTRICAL DATA | NOCT*

Electrical Data CS6P	250P	255P	260P
Nominal Max. Power (Pmax)	181 W	185 W	189 W
Opt. Operating Voltage (Vmp)	27.5 V	27.5 V	27.7 V
Opt. Operating Current (Imp)	6.60 A	6.71 A	6.80 A
Open Circuit Voltage (Voc)	34.2 V	34.4 V	34.5 V
Short Circuit Current (Isc)	7.19 A	7.29 A	7.39 A

* Under Nominal Operating Cell Temperature (NOCT), irradiance of 800 W/m², spectrum AM 1.5, ambient temperature 20°C, wind speed 1 m/s.

PERFORMANCE AT LOW IRRADIANCE

Industry leading performance at low irradiation, +96.5 % module efficiency from an irradiance of 1000 W/m² to 200 W/m² (AM 1.5, 25°C).

As there are different certification requirements in different markets, please contact your sales representative for the specific certificates applicable to your products. The specification and key features described in this Datasheet may deviate slightly and are not guaranteed. Due to on-going innovation, research and product enhancement, Canadian Solar Inc. reserves the right to make any adjustment to the information described herein at any time without notice. Please always obtain the most recent version of the datasheet which shall be duly incorporated into the binding contract made by the parties governing all transactions related to the purchase and sale of the products described herein.

MODULE | MECHANICAL DATA

Specification	Data
Cell Type	Poly-crystalline, 6 inch
Cell Arrangement	60 (6 × 10)
Dimensions	1638×982×40 mm (64.5×38.7×1.57 in)
Weight	18 kg (37.9 lbs)
Front Cover	3.2 mm tempered glass
Frame Material	Anodized aluminium alloy
J-BOX	IP67, 3 diodes
Cable	4 mm² (IEC) or 4 mm² & 12 AWG 1000 V (UL1000 V) or 12 AWG (UL 600 V), 1000 mm (650 mm is optional)
Connectors	MC4 or MC4 comparable
Stand. Packaging	24 pcs, 480 kg (quantity & weight per pallet)
Module Pieces per Container	672 pcs (40'HQ)

TEMPERATURE CHARACTERISTICS

Specification	Data
Temperature Coefficient (Pmax)	-0.43 % / °C
Temperature Coefficient (Voc)	-0.34 % / °C
Temperature Coefficient (Isc)	0.065 % / °C

PARTNER SECTION

